

**VIKING** ACCESS SYSTEMS™

SIMPLE, LOW ENERGY CONSUMPTION OPERATION



residential


# SWING GATE OPERATOR

Class I Vehicular Gate Operator




# R-6™ PRODUCT INFORMATION AND SPECIFICATIONS

Viking Access introduces gate operation with no belts, chains or extra coupling mechanisms. The R-6™ swing gate operator is capable of handling gates up to 600 lbs. and 14' long. The direct drive mechanism in combination with the adaptable algorithms in the control board set a new standard in gate automation.




Simple limit switch arrangement

Fail-Safe / Fail-Secure clutch mechanism




On-board lightning protection

UV stabilized high quality polyethylene cover



Soft-stop - Soft-start with Intelligent Obstruction Detection



Efficient direct-drive gear head motor

120/220 VAC single phase power source



Operational Voltage	... 24 VDC with 1/2 H.P. Motor
Main Power Source	... 120 / 220 VAC Single Phase
Battery	... 7 AmpHr 12 VDC x 2
Max Gate Capacity	... 600 lbs. 14'
Max Operating Speed	... 13-16 seconds per 90°
Battery Backup Operation	... 400 Full Cycles (600 lbs. / 12' gate)
Maximum Opening	... 120°
Operating Temperature	... - 4° F to + 158° F



800.908.0884  
vikingaccess.com

5 YEAR RESIDENTIAL WARRANTY