

6050/6100 **VEHICULAR**



SWING GATE OPERATOR




pad mount



post mount



entrapment
prevention system
reverses gate on contact



smooth operation
no slamming when gate closes



arm joint cover
helps eliminate pinch points




unique design
simplifies installation and
provides easy access to all
internal parts

- Electronic magnetic limits eliminate old style mechanical switches that can wear out, break or fail
- Automatic self-setting limits mean no limit switch adjustments – ever
- Safety – built-in mechanical and electronic reverse system
- Advanced microprocessor control board features programming switches to set the mode of operation required and has ports for DKS plug-in loop detectors to simplify wiring
- Polyurethane cover protects all critical components from the environment
- G90 galvanized steel frame prevents rusting
- This operator meets or exceeds the requirements of the UL 325 and UL 991 safety standards and is ETL Listed
- 5-year limited warranty

FEATURES

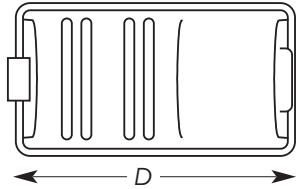
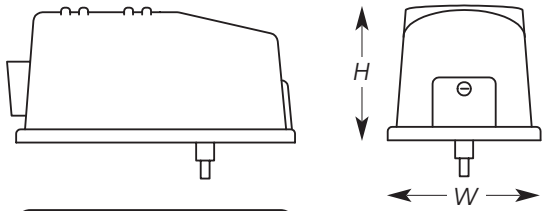
ACCESS CONTROL **SOLUTIONS**



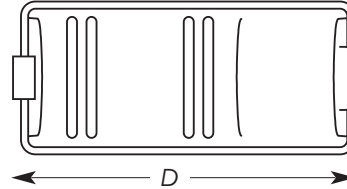
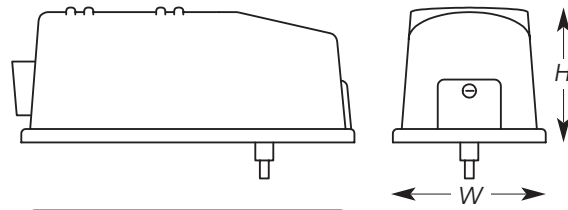


6050/6100 VEHICULAR SWING GATE OPERATORS

The DKS 6050 and 6100 swing gate operators offer convenience, reliability and quiet operation in an aesthetically pleasing design. These operators are ideally used for residential and commercial applications for both single and bi-parting gate operation. The unique design of these operators allow the gate arm to rotate from underneath the operator, creating an aesthetically pleasing installation and allowing the arm to attach to the bottom rail of the gate, where it is virtually unseen from outside the gate. This is an important feature since attaching the gate arm here does not require any unsightly cross bars to be welded to the gate and the bottom rail is one of the strongest points on the gate. These operators are designed to be pad or post mounted to meet almost any installation requirement.



6050/6100 1/2 HP
13.25" W x 11" H x 23" D
336.5mm W x 279mm H x 584mm D



6100 1/2 HP
with Convenience Open package.
13.25" W x 11" H x 27.75" D
336.5mm W x 279mm H x 705mm D

Pad mount adds 10" (254mm) to Height dimension.
Post mount operator Height is adjustable by the installer.

6050 Specs

Class of operation	Max Gate Length *	Max Gate Weight *	HP	Power
I	10 Ft 3.05 m	400 Lbs. 181.5kg	1/2HP 10 cycles/hr limited duty	115 VAC, 60 Hz, 4.3A

6100 Specs

Class of operation	Max Gate Length *	Max Gate Weight *	HP	Power	Convenience Open Package
I, II, III, IV	14 Ft 4.26 m	500 Lbs. 227 kg	1/2HP 60 cycles/hr continuous duty	115 VAC, 60 Hz, 5.4A	Optional factory installed DC powered drive system provides an automatic method to open a gate when primary (AC) power fails

*Assumes gate and hardware to be in good condition and swinging in a level plane

General Specs

Mechanical

- Primary Reduction: Pulley/belt driving a worm gear
- Speed: Rotates gate 90° in approximately 10-12 seconds
- Frame: G90 galvanized steel to prevent rusting
- Arm: Articulating arms to allow mechanical slow start / slow stop
- Mounting: Pad or post mount – specify which when ordering

Manual Release

- Keyed padlock provided
- Clutch can be back-driven to allow fail-safe release

Safety Standards

- Complies with the UL 325 and UL 991 safety standards
- ETL listed

Advanced Features

- Automatic limit adjustment
- Auto-close timer 1-23 seconds
- Gate overlap feature for bi-parting gate operation
- Includes primary and built-in secondary entrapment prevention system
- Tamper protect feature
- Built-in On/Off switch
- Built-in alarm reset switch
- Operator data output for connection to companion DKS access control system
- Selectable shadow / reverse loop function
- Magnetic lock output
- Two 115 VAC convenience outlets for accessory transformers
- Ports for plug-in open and reverse loop detectors. DKS plug-in detectors only.

Operating Temp

- 10°F to 140°F
- 12°C to 62°C
- Heater kit recommended for colder environments

Shipping Weight

- Approximately 100-140 lbs(45-63 kg)
- Depending on model and options selected.

Warranty

- 5 year limited factory warranty

Distributed by:

DOORKING®, INC.

120 Glasgow Avenue, Inglewood, California 90301 U.S.A. Tel: 310-645-0023 FAX: 310-641-1586 www.doorking.com
© 2006 All Rights Reserved. Product specifications may change without notice. Rev. 4/06

MEMBER:

